

MUESTRARIO DE LAS MADERAS  
WOOD SAMPLES  
ECHANTILLONNAGE DES BOIS  
MUSTER DER VERWENDETEN HOLSORTEN



Nogal / Walnut / Noyer / walnuss.




Sapelli / Sapelia / Sapelli / Sapelli




Ramin / Ramin / Ramin / Ramin

Marie Jeanne


INSTRUCCIONES  
INSTRUCTIONS  
INSTRUCTIONS  
BAUANLEITUNG




1



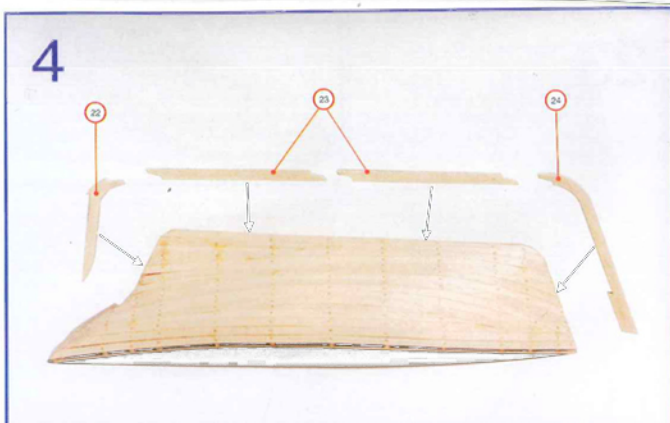
2



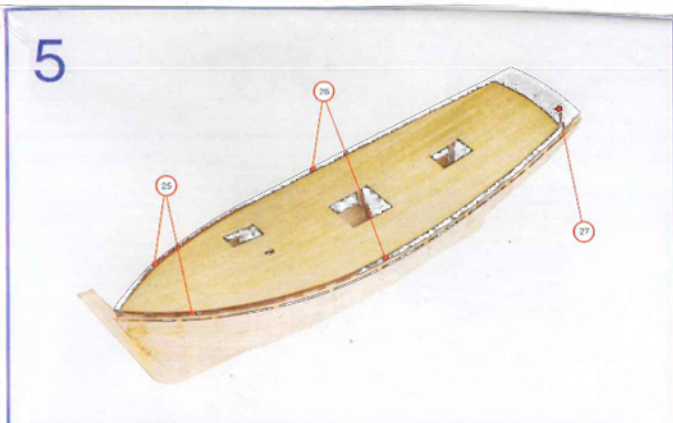
3



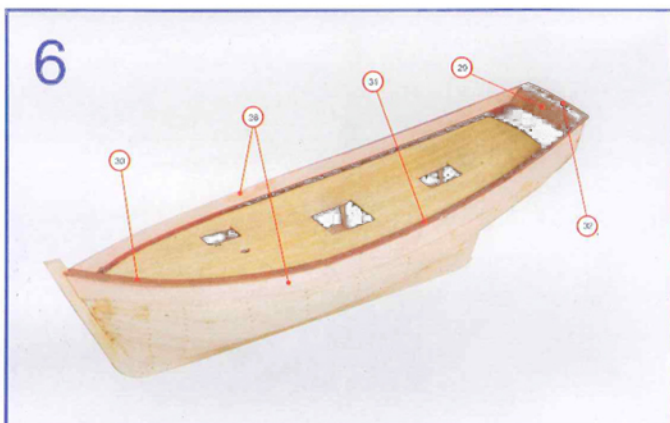
4



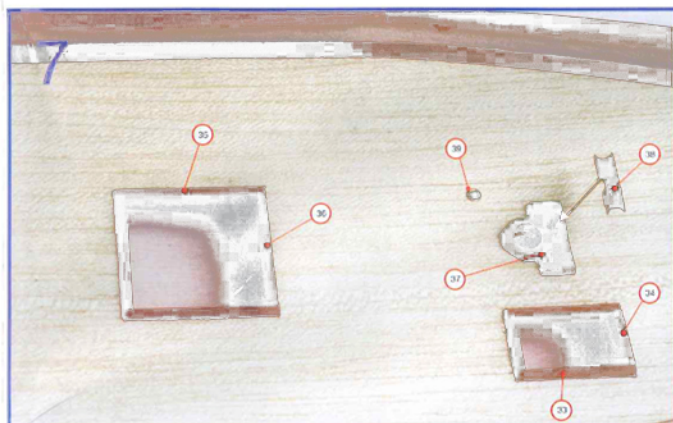
5





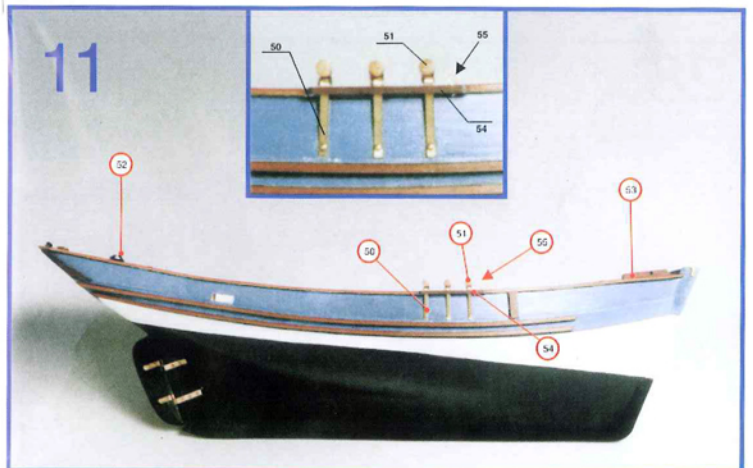
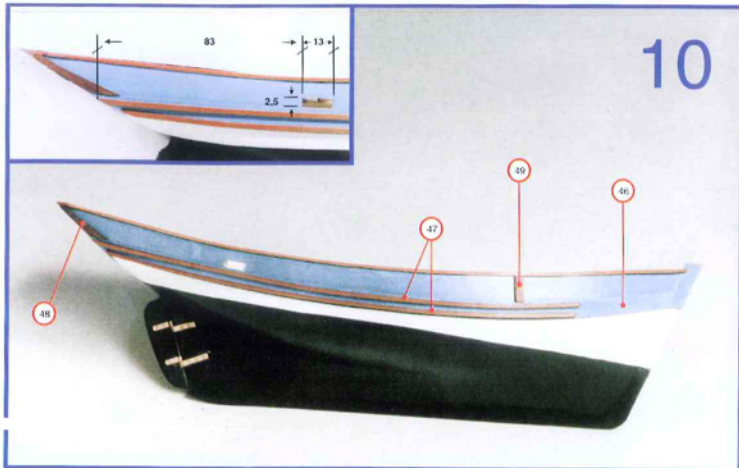


6



7









# 17

The image shows a mechanical assembly with the following labeled parts:

- 85: Two rectangular metal plates or covers.
- 87: A small component, possibly a valve or piston, on the left side.
- 90: A small component, possibly a valve or piston, on the right side.
- 86: A small component, possibly a valve or piston, on the left side.
- 89: A small component, possibly a valve or piston, on the left side.
- 94: A small component, possibly a valve or piston, on the right side.
- 91: A long, thin, wavy metal strip attached to the side.
- 90: A small, ornate brass-colored component shown separately at the bottom right.

[illegible]

19

The left photograph illustrates the assembly of the wooden box's base and sides. Various wooden strips are shown, some already joined into a rectangular frame. Red circles with numbers 100 through 108 are connected by lines to specific parts of the assembly, indicating the sequence or location of components. Arrows point to the joints where the strips are being connected.

The right photograph shows the completed wooden box, which is a rectangular container with a lid. A large blue number '20' is in the top right corner. A red circle with the number '106' is connected by a line to the lid, indicating its assembly or identification.

The left photograph shows the assembly of the base and sides of a wooden box. The base is made of two pieces of wood, labeled 100 and 110. The sides are made of two pieces of wood, labeled 111 and 112. The lid is made of two pieces of wood, labeled 113 and 114. The lid is shown being placed on top of the base. The right photograph shows the completed box with the lid. The lid is labeled 112. The sides are labeled 115 and 116.

# 22

110 117 118 119 120

121 122 123

23

120

121

122

123

124

125



